



# Paper Plate Gull


Often referred to as seagulls, there are many species of gulls that can be found all over the world. One of our West Coast species is the California gull. These birds are opportunistic omnivores, meaning they'll eat just about anything: plants, fruit, insects, small mammals—whatever they can find!

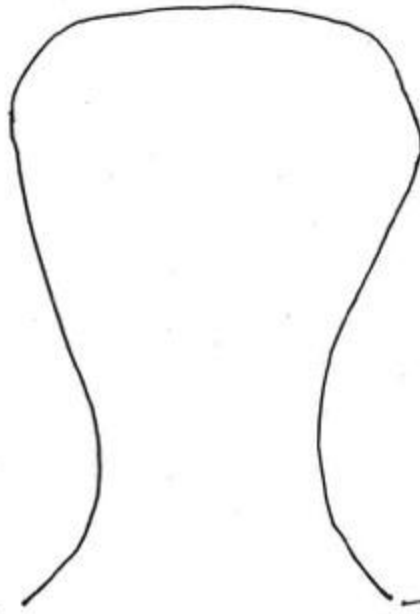

## Materials

- 1 paper plate
- Yellow construction paper
- Crayons or colored pencils (optional)
- Print-out templates (page 2)

## Directions

1. **Print** and **cut out** the template of feet, beak, and head on page 2.
2. **Trace** the head outline from the template on page 2. Or, **freehand draw** the head of the seagull onto the plate as seen in the photo, making sure to copy where the line is solid or dotted.
3. **Cut out** the head of the seagull along the solid line as directed in the photo on page 2.
4. **Fold** the wings of the seagull forward along the dotted line.
5. **Glue** feet and beak on the paper plate.
6. **Draw** eyes on the bird's face above the beak and **color** the seagull however you would like. Many gulls have brown, gray or black mixed in with their white feathers.





template of  
head to trace  
on plate



cut out feet and beak  
↓ ↓

