


Walking *Triceratops*

Much like a modern-day rhino, the *Triceratops* was an herbivore with a large body, short and strong legs, and a horned face. In this craft, you will make a *Triceratops* with moveable legs.


Materials

Printed *Triceratops* body and legs pattern (page 2)
Crayons or colored pencils
Scissors
Hole punch (or a pencil)
2 brass fasteners



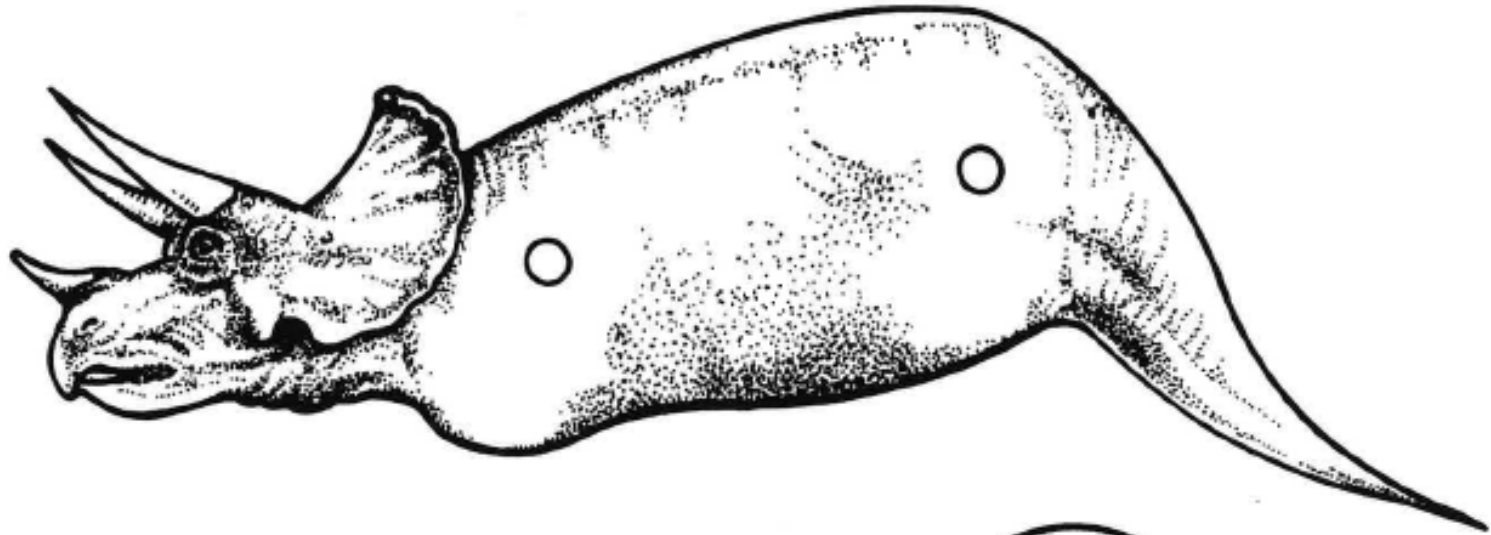
Directions

1. **Print** the *Triceratops* pattern on page 2.
2. **Color** the body and legs of the *Triceratops* pattern.
3. **Cut out** the *Triceratops* body, the two front legs (the smaller ones) and the two hind legs (the larger ones).
4. **Punch a hole** through the circles on each piece, including 1 in each leg and two on the body.
5. Using the hole closest to the head, **hold** one front leg behind the body and the other front leg in front of the body. **Line up** the three holes and push the brass faster into the hole. **Bend** the sides of the brass fastener down to hold it in place.
6. **Repeat** step 5 using the hole closest to the tail to attach the hind legs.
7. Make your *Triceratops* walk by moving its legs back and forth.





CALIFORNIA
ACADEMY OF
SCIENCES



Walking *Triceratops*